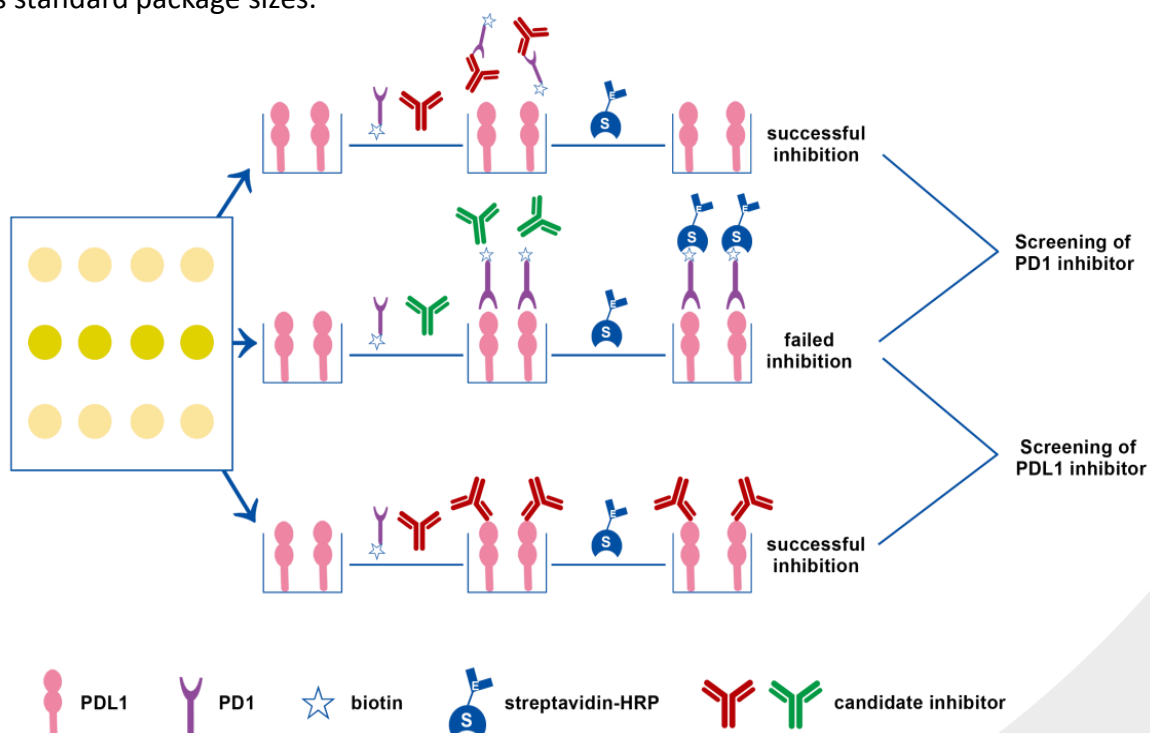


Inhibitor Screening Kits

Immune checkpoint pathway is a focal point of today's cancer research. PD-1 is one of the best characterized checkpoint proteins. The binding between PD-1 and its ligand PD-L1 suppresses T-cell activation and allows cancer cells to escape from body's immune surveillance. Therefore, neutralizing PD-1 pathway activity has been considered a promising strategy by many oncologists.

ACROBiosystems has developed the high-throughput PD-1[Biotin]:PD-L1 inhibitor screening ELISA assay pair to facilitate the identification and characterization of new PD-1 pathway inhibitors. We offer both 96 tests and 480 tests as standard package sizes.



Cat. No.	Product Description	Size
EP-101	PD-1[Biotin]:PD-L1 Inhibitor Screening Pair	96 tests
EP-101	PD-1[Biotin]:PD-L1 Inhibitor Screening Pair	480 tests

Authentic Human Protein Interaction

Biotinylated PD-1 and PD-L1 proteins are expressed in the HEK293 cells, and the use of human cells as expression host confers authentic PTM essential for their binding activities.

Fast and Easy-to-Use

By employing the pre-labeled PD-1 protein, we eliminate the often time-consuming labeling process to simplify the experimental procedures.

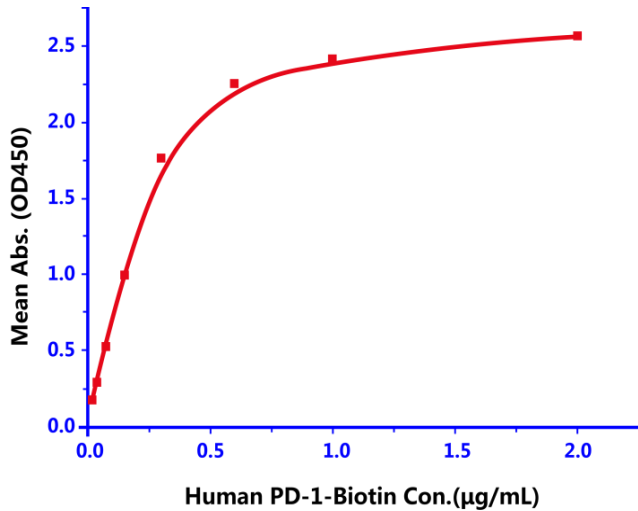
High Detection Sensitivity and Reproducibility

Our biotin labeling platform produces biotinylated proteins with high detection sensitivity and minimal lot-to-lot variation. These features ensure that the assay kit has desired detection sensitivity and the results are reproducible.

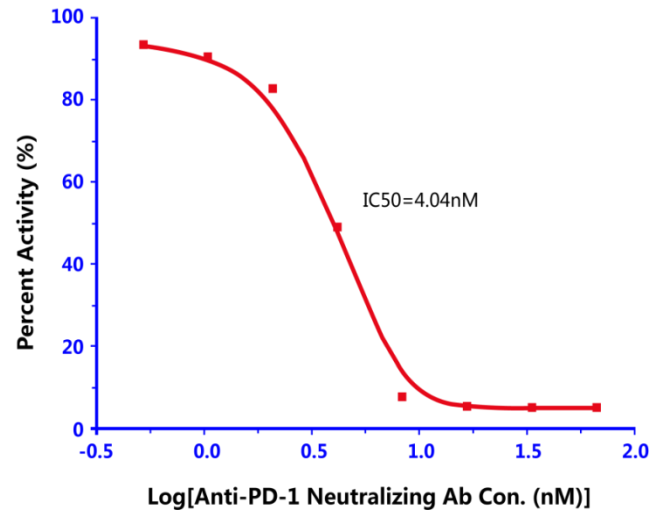
Anti-PD1 Neutralizing Antibody Included

We include anti-PD1 neutralizing mAb as a standard positive control. This would allow the users to validate their experiments.

Quality Assurance



Immobilized human PD-L1 protein at 2 µg/mL (100 µL/well) can bind biotinylated human PD-1 with a linear range of 0.038 - 0.6 µg/mL when detected by Streptavidin-HRP.



Inhibition of PD-1-PD-L1 binding by Anti-PD-1 neutralizing antibody (Cat. # PD1-NA001) is measured by the PD-1 [Biotinylated] : PD-L1 Inhibitor Screening ELISA Assay Pair (Cat. # EP-101).

■ Products under Development

PD-1[Biotinylated] : PD-L2 Inhibitor Screening Pair
 CTLA4 [Biotinylated] : B7-1 Inhibitor Screening Pair
 CTLA4 [Biotinylated] : B7-2 Inhibitor Screening Pair

PD-L1
 TNFRSF5CD47B7-1
 OX40 Ligand KDR
 CD47PDCD1TNF- α
 CD40CD80
 PD-L2HPLC
 TNFSF4 B7-1
 CD44B7-DC
 TNF- α TNFSF4
 CD40OX40 LigandB7-H1
 VEGF R2
 VEGF165
 HPLC-Verified
 C-Reactive Protein
 VEGF R2
 VEGF165
 HPLC-Verified
 C-Reactive Protein
 CD40
 HPLC
 TNF- α PD-L1

+ 1 800-810-0816 (US)
 + 86 400-682-2521 (CN)
www.acrobiosystems.com
techsupport@acrobiosystems.com
 1 Innovation Way, Newark, DE 19711, USA